

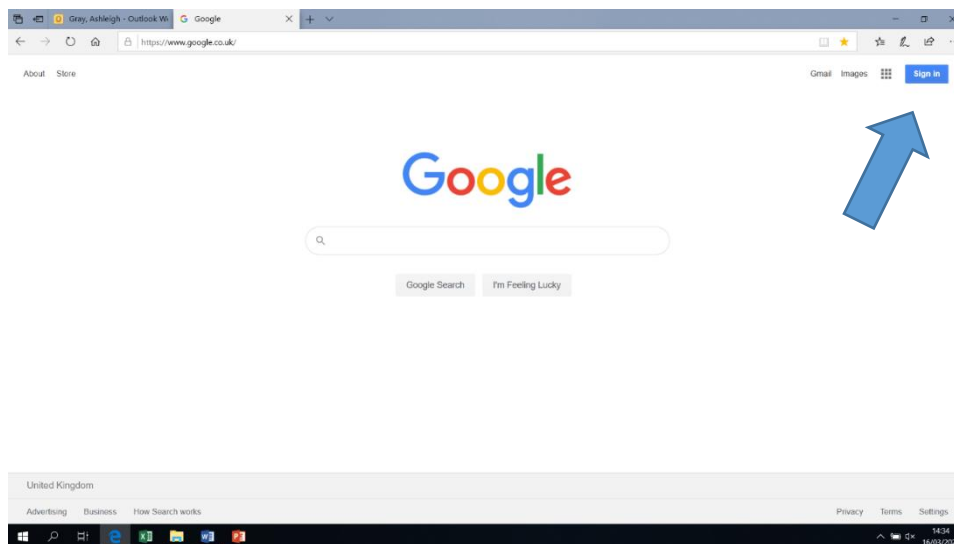
## Google Classroom Guide for Home Learning – Whales

Google Classroom is an online platform that allows for secure communication between teachers and pupils. The app can be accessed on any device that has internet access including laptops, desktop computers, smart phones and tablets. The teachers in Warberry C of E Academy will be using this resource to support children with learning both inside and outside of school.

Please find below a step-by-step guide for how to access Google Classroom. An important point to make is that children need to be logged in with their own Google account to access their classroom.

Their login will be their normal login at school which they will bring home on a slip of paper along with their password.

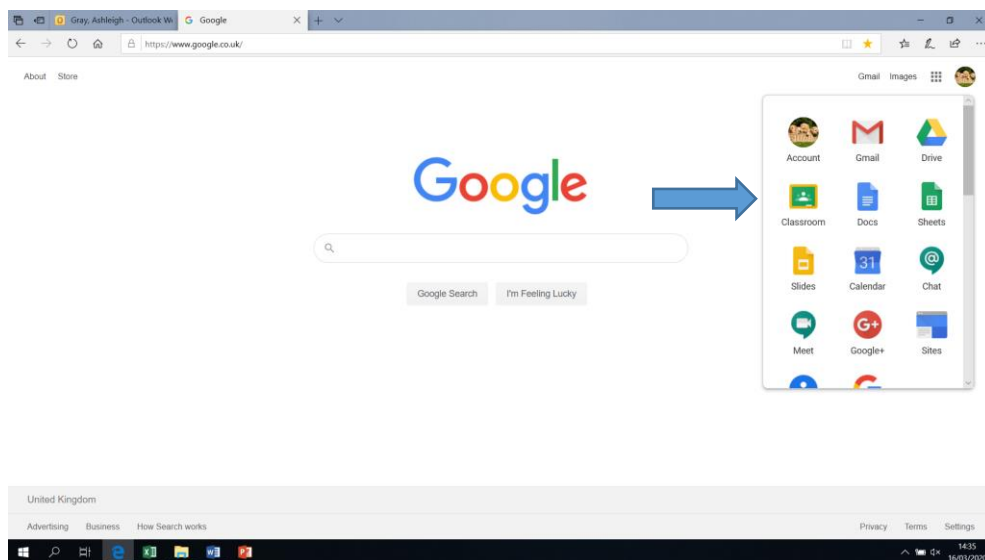
**Step 1: Click the sign in button at the top right hand corner of the Google home page.**



**Step 2: Sign in with your child's Google username** and password. Your child normally logs in with this login at school and will also have the login on a slip of paper. If it does not work, please email your year group emails.

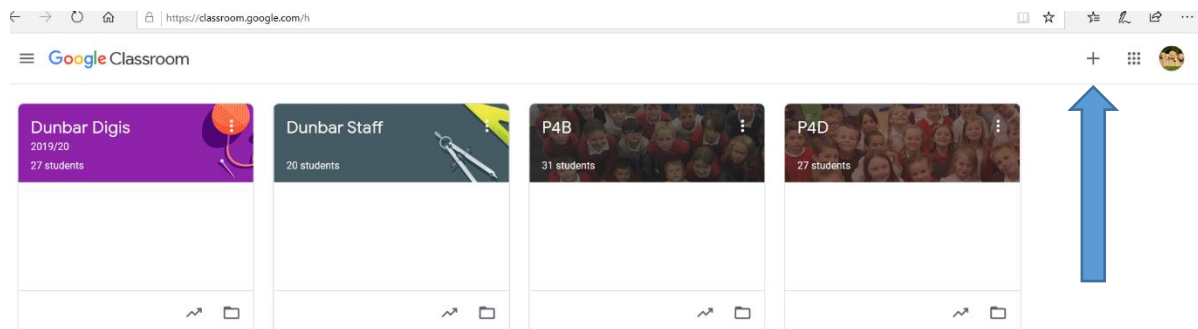
**Step 3: Now that you are logged into to your child's 'Google account' you will be able to access all of their 'Google apps'.** These should appear as 9 dots next to the profile picture/letter at the top right of the Google homepage.

**Step 4: In Google Apps select 'Google Classroom'.** If this does not appear automatically then you'll need to search 'Google Classroom' in Google and select it from the search results.

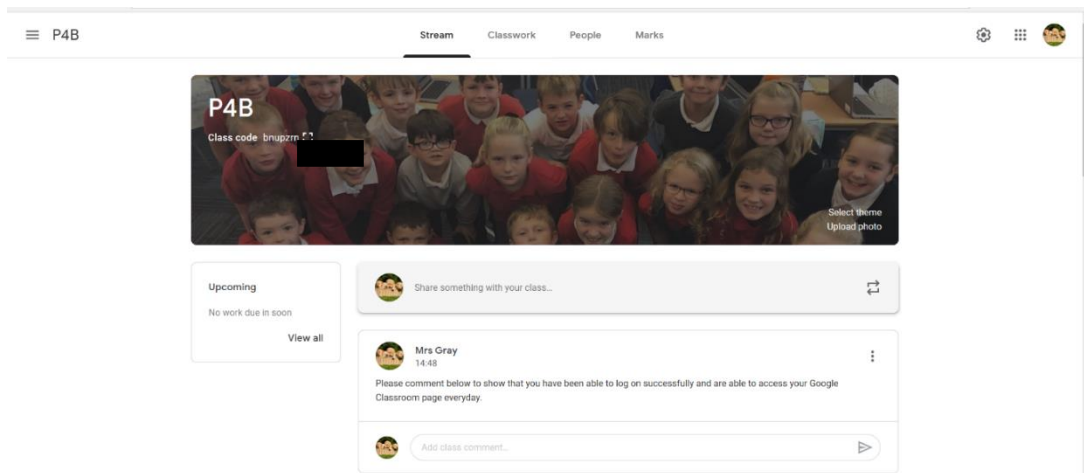


**Step 5: Now that you are in Google Classroom you should see your child's class page on the homepage.** If not, click the option cross in the top right and 'join class' and type in the class code **gdw3ize**

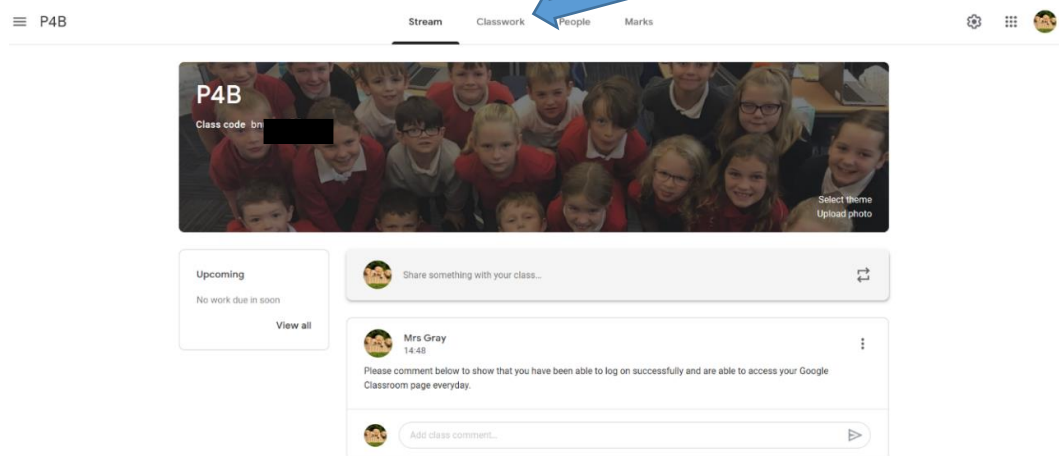
**Your class code is**



**Step 6: Now that you are on your child's class page you should read any notifications from the teacher.** Your child can also post comments in response. Remember that everyone who is a member can see these comments including the teacher who can delete anything that they think is inappropriate.



**Step 7: Now that you are able to access your child's Google Classroom easily you'll be able to see any information, instructions or material posted by the teacher on the homepage.** The next main section to visit regularly on your child's classroom is the 'Classwork' section. This is where all of your child's assignments and class material will be stored.



If you have any further questions or concerns specific to your child and their learning, you or your child can contact the class teacher using the year group email.

You have the right to withdraw consent at any time. If you wish to do this, please refer to the guidance in this letter or, contact the school office.

Kind regards,